



ANNUAL REPORT

FOR THE YEAR ENDED 31 DECEMBER 2021

School Directory

Ministry Number:	3391
Principal:	Hannah Simpson
School Address:	19 Torquay Street, Esplanade, Kaikoura, 7300
School Phone:	03 319 5440
School Email:	office@kaikoura.school.nz

KAIKOURA PRIMARY SCHOOL

Annual Report - For the year ended 31 December 2021

Index

Page	Statement
------	-----------

Financial Statements

<u>1</u>	Statement of Responsibility
<u>2</u>	Members of the Board
<u>3</u>	Statement of Comprehensive Revenue and Expense
<u>4</u>	Statement of Changes in Net Assets/Equity
<u>5</u>	Statement of Financial Position
<u>6</u>	Statement of Cash Flows
<u>7 - 18</u>	Notes to the Financial Statements

Other Information

Analysis of Variance

Kiwisport

Independent Auditor's Report

Kaikoura Primary School

Statement of Responsibility

For the year ended 31 December 2021

The Board of Trustees accepts responsibility for the preparation of the annual financial statements and the judgements used in these statements.


The management (including the principal and others as directed by the Board) accepts responsibility for establishing and maintaining a system of internal control designed to provide reasonable assurance as to the integrity and reliability of the School's financial reporting.

It is the opinion of the Board and management that the annual financial statements for the financial year ended 31 December 2021 fairly reflect the financial position and operations of the School.


The School's 2021 financial statements are authorised for issue by the Board.



Presiding Member



Principal



Date



Date

Kaikoura Primary School

Members of the Board

For the year ended 31 December 2021

Name	Position	How Position Gained	Term Expired/ Expires
Daniel Stevenson	Presiding Member	Elected	Sep 2022
Hannah Simpson	Principal ex Officio		
Cherie Kaa	Parent Representative	Elected	Dec 2021
Mani Smith	Parent Representative	Elected	Sep 2022
Corinne Lister	Parent Representative	Elected	Sep 2022
Vicki Gulleford	Parent Representative	Co-opted	Sep 2022
Amy Heger	Parent Representative	Selected	Sep 2022
Nick Plant	Staff Representative	Elected	Sep 2022
Melanie Ford	Runanga Representative	Co-opted	Sep 2022

Kaikoura Primary School

Statement of Comprehensive Revenue and Expense

For the year ended 31 December 2021

		2021	2021	2020
	Notes	Actual	Budget	Actual
		\$	(Unaudited)	\$
			\$	
Revenue				
Government Grants	2	1,343,943	854,627	1,288,814
Locally Raised Funds	3	65,883	34,273	34,870
Interest Income		1,173	800	1,278
		<u>1,410,999</u>	<u>889,700</u>	<u>1,324,962</u>
Expenses				
Locally Raised Funds	3	39,148	21,501	14,689
Learning Resources	4	853,571	483,837	751,930
Administration	5	83,485	95,292	79,652
Finance		1,825	-	745
Property	6	348,231	280,330	408,569
Depreciation	11	27,625	18,000	35,174
Loss on Disposal of Property, Plant and Equipment		11,978	-	10,694
		<u>1,365,863</u>	<u>898,960</u>	<u>1,301,453</u>
Net Surplus / (Deficit) for the year		45,136	(9,260)	23,509
Other Comprehensive Revenue and Expense		-	-	-
Total Comprehensive Revenue and Expense for the Year		<u>45,136</u>	<u>(9,260)</u>	<u>23,509</u>

The above Statement of Comprehensive Revenue and Expense should be read in conjunction with the accompanying notes which form part of these financial statements.

Kaikoura Primary School

Statement of Changes in Net Assets/Equity

For the year ended 31 December 2021

	Notes	2021 Actual \$	2021 Budget (Unaudited) \$	2020 Actual \$
Equity at 1 January		651,202	651,202	626,447
Total comprehensive revenue and expense for the year		45,136	(9,260)	23,509
Capital Contributions from the Ministry of Education				
Contribution - Furniture and Equipment Grant		2,860	-	1,246
Equity at 31 December		699,198	641,942	651,202
Retained Earnings		699,198	641,942	651,202
Equity at 31 December		699,198	641,942	651,202

The above Statement of Changes in Net Assets/Equity should be read in conjunction with the accompanying notes which form part of these financial statements.

Kaikoura Primary School

Statement of Financial Position

As at 31 December 2021

		2021	2021	2020
	Notes	Actual	Budget	Actual
		\$	(Unaudited)	\$
			\$	
Current Assets				
Cash and Cash Equivalents	7	257,792	226,391	202,237
Accounts Receivable	8	70,714	50,120	50,120
GST Receivable		337	5,478	5,478
Prepayments		3,953	3,117	3,117
Inventories	9	3,159	2,662	2,662
Investments	10	81,201	80,549	80,549
		<u>417,156</u>	<u>368,317</u>	<u>344,163</u>
Current Liabilities				
Accounts Payable	12	74,154	87,795	87,795
Revenue Received in Advance	13	337	299	299
Provision for Cyclical Maintenance	14	7,076	-	-
Finance Lease Liability	15	4,868	5,196	5,196
Funds held for Capital Works Projects	16	13,644	5,903	5,903
Funds Held on Behalf of the RTLit Cluster	17	19,337	14,368	14,368
		<u>119,416</u>	<u>113,561</u>	<u>113,561</u>
Working Capital Surplus/(Deficit)		297,740	254,756	230,602
Non-current Assets				
Property, Plant and Equipment	11	474,990	478,315	494,315
		<u>474,990</u>	<u>478,315</u>	<u>494,315</u>
Non-current Liabilities				
Provision for Cyclical Maintenance	14	61,281	76,164	58,750
Finance Lease Liability	15	12,251	14,965	14,965
		<u>73,532</u>	<u>91,129</u>	<u>73,715</u>
Net Assets		<u>699,198</u>	<u>641,942</u>	<u>651,202</u>
Equity		<u>699,198</u>	<u>641,942</u>	<u>651,202</u>

The above Statement of Financial Position should be read in conjunction with the accompanying notes which form part of these financial statements.

Kaikoura Primary School

Statement of Cash Flows

For the year ended 31 December 2021

		2021	2021	2020
	Note	Actual \$	Budget (Unaudited) \$	Actual \$
Cash flows from Operating Activities				
Government Grants		311,501	311,934	303,049
Locally Raised Funds		65,721	34,273	34,950
Goods and Services Tax (net)		5,141	-	17,349
Payments to Employees		(162,814)	(173,043)	(129,270)
Payments to Suppliers		(157,055)	(147,810)	(118,080)
Interest Received		1,186	800	1,274
Net cash from/(to) Operating Activities		63,680	26,154	109,272
Cash flows from Investing Activities				
Proceeds from Sale of Property Plant & Equipment (and Intangibles)		-	-	(5,051)
Purchase of Property Plant & Equipment (and Intangibles)		(17,189)	(2,000)	(80,549)
Purchase of Investments		(652)	-	-
Net cash (to)/from Investing Activities		(17,841)	(2,000)	(85,600)
Cash flows from Financing Activities				
Furniture and Equipment Grant		2,860	-	1,246
Finance Lease Payments		(5,854)	-	(8,286)
Funds Administered on Behalf of Third Parties		12,710	-	(30,156)
Net cash from/(to) Financing Activities		9,716	-	(37,196)
Net increase/(decrease) in cash and cash equivalents		55,555	24,154	(13,524)
Cash and cash equivalents at the beginning of the year	7	202,237	202,237	215,761
Cash and cash equivalents at the end of the year	7	257,792	226,391	202,237

The statement of cash flows records only those cash flows directly within the control of the School. This means centrally funded teachers' salaries and the use of land and buildings grant and expense have been excluded.

The above Statement of Cash Flows should be read in conjunction with the accompanying notes which form part of these financial statements.

Kaikoura Primary School

Notes to the Financial Statements

For the year ended 31 December 2021

1. Statement of Accounting Policies

1.1. Reporting Entity

Kaikoura Primary School (the School) is a Crown entity as specified in the Crown Entities Act 2004 and a school as described in the Education and Training Act 2020. The Board is of the view that the School is a public benefit entity for financial reporting purposes.

1.2. Basis of Preparation

Reporting Period

The financial reports have been prepared for the period 1 January 2021 to 31 December 2021 and in accordance with the requirements of the Education and Training Act 2020.

Basis of Preparation

The financial statements have been prepared on a going concern basis, and the accounting policies have been consistently applied throughout the period.

Financial Reporting Standards Applied

The Education and Training Act 2020 requires the School, as a Crown entity, to prepare financial statements in accordance with generally accepted accounting practice. The financial statements have been prepared in accordance with generally accepted accounting practice in New Zealand, applying Public Sector Public Benefit Entity (PBE) Standards Reduced Disclosure Regime as appropriate to public benefit entities that qualify for Tier 2 reporting. The School is considered a Public Benefit Entity as it meets the criteria specified as 'having a primary objective to provide goods and/or services for community or social benefit and where any equity has been provided with a view to supporting that primary objective rather than for financial return to equity holders'.

PBE Accounting Standards Reduced Disclosure Regime

The School qualifies for Tier 2 as the school is not publicly accountable and is not considered large as it falls below the expenditure threshold of \$30 million per year. All relevant reduced disclosure concessions have been taken.

Measurement Base

The financial statements are prepared on the historical cost basis unless otherwise noted in a specific accounting policy.

Presentation Currency

These financial statements are presented in New Zealand dollars, rounded to the nearest dollar.

Specific Accounting Policies

The accounting policies used in the preparation of these financial statements are set out below.

Critical Accounting Estimates And Assumptions

The preparation of financial statements requires management to make judgements, estimates and assumptions that affect the application of accounting policies and the reported amounts of assets, liabilities, revenue and expenses. Actual results may differ from these estimates.

Estimates and underlying assumptions are reviewed on an ongoing basis. Revisions to accounting estimates are recognised in the period in which the estimate is revised and in any future periods affected.

Cyclical Maintenance

A school recognises its obligation to maintain the Ministry's buildings in a good state of repair as a provision for cyclical maintenance. This provision relates mainly to the painting of the school buildings. The estimate is based on the school's long term maintenance plan which is prepared as part of its 10 Year Property Planning process. During the year, the Board assesses the reasonableness of its 10 Year Property Plan on which the provision is based. Cyclical maintenance is disclosed at note 14.

Useful lives of property, plant and equipment

The School reviews the estimated useful lives of property, plant and equipment at the end of each reporting date. The School believes that the estimated useful lives of the property, plant and equipment as disclosed in the significant accounting policies are appropriate to the nature of the property, plant and equipment at reporting date. Property, plant and equipment is disclosed at note 11.

Critical Judgements in applying accounting policies

Management has exercised the following critical judgements in applying accounting policies:

Classification of leases

Determining whether a lease is a finance lease or an operating lease requires judgement as to whether the lease transfers substantially all the risks and rewards of ownership to the school. Judgement is required on various aspects that include, but are not limited to, the fair value of the leased asset, the economic life of the leased asset, whether or not to include renewal options in the lease term, and determining an appropriate discount rate to calculate the present value of the minimum lease payments. Classification as a finance lease means the asset is recognised in the statement of financial position as property, plant, and equipment, whereas for an operating lease no such asset is recognised.

Recognition of grants

The School reviews the grants monies received at the end of each reporting period and whether any require a provision to carry forward amounts unspent. The School believes all grants received have been appropriately recognised as a liability if required. Government grants are disclosed at note 2.

1.3. Revenue Recognition

Government Grants

The School receives funding from the Ministry of Education. The following are the main types of funding that the School receives.

Operational grants are recorded as revenue when the School has the rights to the funding, which is in the year that the funding is received.

Teachers Salaries Grants are recorded as revenue when the School has the rights to the funding in the salary period they relate to. The grants are not received in cash by the School and are paid directly to teachers by the Ministry of Education.

The property from which the School operates is owned by the Crown and managed by the Ministry of Education on behalf of the Crown. These are not received in cash by the School as they equate to the deemed expense for using the land and buildings which are owned by the Crown. The School's use of the land and buildings as occupant is based on a property occupancy document as gazetted by the Ministry. The expense is based on an assumed market rental yield on the value of land and buildings as used for rating purposes.

This is a non-cash revenue that is offset by a non-cash expense. The use of land and buildings grants and associated expenditure are recorded in the period the School uses the land and buildings.

Other Grants

Other grants are recorded as revenue when the School has the rights to the funding, unless there are unfulfilled conditions attached to the grant, in which case the amount relating to the unfulfilled conditions is recognised as a liability and released to revenue as the conditions are fulfilled.

Donations, Gifts and Bequests

Donations, gifts and bequests are recorded as revenue when their receipt is formally acknowledged by the School.

Interest Revenue

Interest Revenue earned on cash and cash equivalents and investments is recorded as revenue in the period it is earned.

1.4. Operating Lease Payments

Payments made under operating leases are recognised in the Statement of Comprehensive Revenue and Expense on a straight line basis over the term of the lease.

1.5. Finance Lease Payments

Finance lease payments are apportioned between the finance charge and the reduction of the outstanding liability. The finance charge is allocated to each period during the lease term on an effective interest basis.

1.6. Cash and Cash Equivalents

Cash and cash equivalents include cash on hand, bank balances, deposits held at call with banks, and other short term highly liquid investments with original maturities of 90 days or less, and bank overdrafts. The carrying amount of cash and cash equivalents represent fair value.

1.7. Accounts Receivable

Short-term receivables are recorded at the amount due, less an allowance for credit losses (uncollectable debts). The School's receivables are largely made up of funding from the Ministry of Education, therefore the level of uncollectable debts is not considered to be material. However, short-term receivables are written off when there is no reasonable expectation of recovery.

1.8. Inventories

Inventories are consumable items held for sale and comprised of stationery and school uniforms. They are stated at the lower of cost and net realisable value. Cost is determined on a first in, first out basis. Net realisable value is the estimated selling price in the ordinary course of activities less the estimated costs necessary to make the sale. Any write down from cost to net realisable value is recorded as an expense in the Statement of Comprehensive Revenue and Expense in the period of the write down.

1.9. Investments

Bank term deposits are initially measured at the amount invested. Interest is subsequently accrued and added to the investment balance. A loss allowance for expected credit losses is recognised if the estimated loss allowance is not trivial.

1.10. Property, Plant and Equipment

Land and buildings owned by the Crown are excluded from these financial statements. The Board's use of the land and buildings as 'occupant' is based on a property occupancy document.

Improvements to buildings owned by the Crown are recorded at cost, less accumulated depreciation and impairment losses.

Property, plant and equipment are recorded at cost or, in the case of donated assets, fair value at the date of receipt, less accumulated depreciation and impairment losses. Cost or fair value as the case may be, includes those costs that relate directly to bringing the asset to the location where it will be used and making sure it is in the appropriate condition for its intended use.

Gains and losses on disposals (*i.e.* sold or given away) are determined by comparing the proceeds received with the carrying amounts (*i.e.* the book value). The gain or loss arising from the disposal of an item of property, plant and equipment is recognised in the Statement of Comprehensive Revenue and Expense.

Finance Leases

A finance lease transfers to the lessee substantially all the risks and rewards incidental to ownership of an asset, whether or not title is eventually transferred. At the start of the lease term, finance leases are recognised as assets and liabilities in the statement of financial position at the lower of the fair value of the leased asset or the present value of the minimum lease payments. The finance charge is charged to the surplus or deficit over the lease period so as to produce a constant periodic rate of interest on the remaining balance of the liability. The amount recognised as an asset is depreciated over its useful life. If there is no reasonable certainty whether the school will obtain ownership at the end of the lease term, the asset is fully depreciated over the shorter of the lease term and its useful life.

Depreciation

Property, plant and equipment except for library resources are depreciated over their estimated useful lives on a straight line basis. Library resources are depreciated on a diminishing value basis. Depreciation of all assets is reported in the Statement of Comprehensive Revenue and Expense.

The estimated useful lives of the assets are:

Building improvements to Crown Owned Assets	40 years
Furniture and equipment	10-20 years
Information and communication technology	5 years
Leased assets held under a Finance Lease	Term of Lease
Library resources	12.5% Diminishing value

1.11. Impairment of property, plant and equipment and intangible assets

The school does not hold any cash generating assets. Assets are considered cash generating where their primary objective is to generate a commercial return.

Non cash generating assets

Property, plant, and equipment and intangible assets held at cost that have a finite useful life are reviewed for impairment whenever events or changes in circumstances indicate that the carrying amount may not be recoverable. An impairment loss is recognised for the amount by which the asset's carrying amount exceeds its recoverable service amount. The recoverable service amount is the higher of an asset's fair value less costs to sell and value in use.

Value in use is determined using an approach based on either a depreciated replacement cost approach, restoration cost approach, or a service units approach. The most appropriate approach used to measure value in use depends on the nature of the impairment and availability of information.

If an asset's carrying amount exceeds its recoverable service amount, the asset is regarded as impaired and the carrying amount is written down to the recoverable amount. The total impairment loss is recognised in the surplus or deficit.

The reversal of an impairment loss is recognised in the surplus or deficit.

1.12. Accounts Payable

Accounts Payable represents liabilities for goods and services provided to the School prior to the end of the financial year which are unpaid. Accounts Payable are recorded at the amount of cash required to settle those liabilities. The amounts are unsecured and are usually paid within 30 days of recognition.

1.13. Employee Entitlements

Short-term employee entitlements

Employee benefits that are due to be settled within 12 months after the end of the period in which the employee renders the related service are measured based on accrued entitlements at current rates of pay. These include salaries and wages accrued up to balance date, and also annual leave earned, by non teaching staff, to but not yet taken at balance date.

Long-term employee entitlements

Employee benefits that are not expected to be settled wholly before twelve months after the end of the reporting period in which the employee provides the related service, such as retirement and long service leave, have been calculated on an actuarial basis.

The calculations are based on the likely future entitlements accruing to employees, based on years of service, years to entitlement, the likelihood that employees will reach the point of entitlement, and contractual entitlement information, and the present value of the estimated future cash flows.

1.14. Revenue Received in Advance

Revenue received in advance relates to fees received from students and grants received where there are unfulfilled obligations for the School to provide services in the future. The fees are recorded as revenue as the obligations are fulfilled and the fees earned.

1.15. Funds Held in Trust

Funds are held in trust where they have been received by the School for a specified purpose, or are being held on behalf of a third party and these transactions are not recorded in the Statement of Revenue and Expense.

The School holds sufficient funds to enable the funds to be used for their intended purpose at any time.

1.16. Shared Funds

Shared Funds are held on behalf of a cluster of participating schools as agreed with the Ministry of Education. The cluster of schools operate activities outside of the School's control. These amounts are not recorded in the Statement of Revenue and Expense. The School holds sufficient funds to enable the funds to be used for their intended purpose.

1.17. Provision for Cyclical Maintenance

The property from which the School operates is owned by the Crown, and is vested in the Ministry. The Ministry has gazetted a property occupancy document that sets out the Board's property maintenance responsibilities. The Board is responsible for maintaining the land, buildings and other facilities on the School site in a state of good order and repair.

Cyclical maintenance, which involves painting the interior and exterior of the School, makes up the most significant part of the Board's responsibilities outside day-to-day maintenance. The provision for cyclical maintenance represents the obligation the Board has to the Ministry and is based on the Board's ten year property plan (10YPP).

1.18. Financial Instruments

The School's financial assets comprise cash and cash equivalents, accounts receivable, and investments. All of these financial assets, except for investments that are shares, are categorised as 'financial assets measured at amortised cost' for accounting purposes in accordance with financial reporting standards.

Investments that are shares are categorised as 'financial assets at fair value through other comprehensive revenue and expense' for accounting purposes in accordance with financial reporting standards.

The School's financial liabilities comprise accounts payable, borrowings, painting contract liability and finance lease liability. All of these financial liabilities are categorised as 'financial liabilities measured at amortised cost' for accounting purposes in accordance with financial reporting standards.

1.19. Borrowings

Borrowings on normal commercial terms are initially recognised at the amount borrowed plus transaction costs. Interest due on the borrowings is subsequently accrued and added to the borrowings balance. Borrowings are classified as current liabilities unless the school has an unconditional right to defer settlement of the liability for at least 12 months after balance date.

Borrowings include but are not limited to bank overdrafts, operating leases, finance leases, painting contracts and term loans.

1.20. Goods and Services Tax (GST)

The financial statements have been prepared on a GST exclusive basis, with the exception of accounts receivable and accounts payable which are stated as GST inclusive.

The net amount of GST paid to, or received from, the IRD, including the GST relating to investing and financing activities, is classified as a net operating cash flow in the statements of cash flows.

Commitments and contingencies are disclosed exclusive of GST.

1.21. Budget Figures

The budget figures are extracted from the School budget that was approved by the Board.

1.22. Services received in-kind

From time to time the School receives services in-kind, including the time of volunteers. The School has elected not to recognise services received in kind in the Statement of Comprehensive Revenue and Expense.

2. Government Grants

	2021	2021	2020
	Actual	Budget (Unaudited)	Actual
	\$	\$	\$
Operational Grants	274,784	298,758	276,442
Teachers' Salaries Grants	766,067	369,973	682,836
Use of Land and Buildings Grants	255,727	172,720	300,499
Other MoE Grants	47,365	13,176	29,037
	<u>1,343,943</u>	<u>854,627</u>	<u>1,288,814</u>

The School has opted in to the donations scheme for this year. Total amount received was \$15,450 (2020: \$16,350).

3. Locally Raised Funds

Local funds raised within the School's community are made up of:

	2021	2021	2020
	Actual	Budget (Unaudited)	Actual
	\$	\$	\$
Revenue			
Donations & Bequests	8,454	1,200	4,367
Trading	9,050	14,249	10,249
Fundraising & Community Grants	449	-	-
Other Revenue	<u>47,930</u>	<u>18,824</u>	<u>20,254</u>
	65,883	34,273	34,870
Expenses			
Trading	10,494	10,749	6,423
Other Locally Raised Funds Expenditure	<u>28,654</u>	<u>10,752</u>	<u>8,266</u>
	39,148	21,501	14,689
	<u>26,735</u>	<u>12,772</u>	<u>20,181</u>

Surplus / (Deficit) for the year Locally raised funds

4. Learning Resources

	2021	2021	2020
	Actual	Budget (Unaudited)	Actual
	\$	\$	\$
Curricular	21,718	30,300	25,055
Employee Benefits - Salaries	824,957	438,973	721,551
Staff Development	6,896	14,564	5,324
	<u>853,571</u>	<u>483,837</u>	<u>751,930</u>

5. Administration

	2021	2021	2020
	Actual	Budget (Unaudited)	Actual
	\$	\$	\$
Audit Fee	3,300	1,740	3,000
Board Fees	5,925	2,640	3,740
Board Expenses	164	5,128	1,037
Communication	1,927	2,303	2,155
Consumables	14,745	24,285	14,654
Other	1,241	7,061	3,532
Employee Benefits - Salaries	51,437	48,043	46,879
Insurance	1,856	1,302	1,820
Service Providers, Contractors and Consultancy	<u>2,890</u>	<u>2,790</u>	<u>2,835</u>
	83,485	95,292	79,652

6. Property

	2021	2021	2020
	Actual	Budget	Actual
	\$	(Unaudited)	\$
Caretaking and Cleaning Consumables	2,610	3,060	4,238
Cyclical Maintenance Provision	9,607	17,414	21,930
Grounds	14,754	9,842	15,137
Heat, Light and Water	7,490	12,174	10,128
Rates	5,430	5,424	6,342
Repairs and Maintenance	3,292	3,696	1,748
Use of Land and Buildings	255,727	172,720	300,499
Employee Benefits - Salaries	49,321	56,000	48,547
	<u>348,231</u>	<u>280,330</u>	<u>408,569</u>

In 2021, the Ministry of Education revised the notional rent rate from 8% to 5% to align it with the Government Capital Charge rate. This is considered to be a reasonable proxy for the market rental yield on the value of land and buildings used by schools. Accordingly in 2021, the use of land and buildings figure represents 5% of the school's total property value. Property values are established as part of the nation-wide revaluation exercise that is conducted every 30 June for the Ministry of Education's year-end reporting purposes.

7. Cash and Cash Equivalents

	2021	2021	2020
	Actual	Budget	Actual
	\$	(Unaudited)	\$
Bank Accounts	257,792	226,391	46,362
Short-term Bank Deposits	-	-	155,875
Cash and cash equivalents for Statement of Cash Flows	<u>257,792</u>	<u>226,391</u>	<u>202,237</u>

The carrying value of short-term deposits with original maturity dates of 90 days or less approximates their fair value.

Of the \$257,792 Cash and Cash Equivalents, \$13,644 is held by the School on behalf of the Ministry of Education. These funds have been provided for the Ministry as part of the school's 5 Year Agreement funding for upgrades to the school's buildings. The funds are required to be spent in 2022 on Crown owned school buildings.

8. Accounts Receivable

	2021	2021	2020
	Actual	Budget	Actual
	\$	(Unaudited)	\$
Receivables	350	150	150
Receivables from the Ministry of Education	8,546	-	-
Interest Receivable	55	68	68
Teacher Salaries Grant Receivable	61,763	49,902	49,902
	<u>70,714</u>	<u>50,120</u>	<u>50,120</u>
Receivables from Exchange Transactions	405	218	218
Receivables from Non-Exchange Transactions	70,309	49,902	49,902
	<u>70,714</u>	<u>50,120</u>	<u>50,120</u>

9. Inventories

	2021	2021	2020
	Actual	Budget	Actual
	\$	(Unaudited)	\$
School Uniforms	3,159	2,662	2,662
	<u>3,159</u>	<u>2,662</u>	<u>2,662</u>

10. Investments

The School's investment activities are classified as follows:

	2021	2021	2020
	Actual	Budget	Actual
	\$	(Unaudited)	\$
Current Asset			
Short-term Bank Deposits	81,201	80,549	80,549
Total Investments	<u>81,201</u>	<u>80,549</u>	<u>80,549</u>

11. Property, Plant and Equipment

	Opening Balance (NBV)	Additions	Disposals	Impairment	Depreciation	Total (NBV)
2021	\$	\$	\$	\$	\$	\$
Building Improvements	382,243	-	(8,869)	-	(8,074)	365,300
Furniture and Equipment	73,556	12,237	(3,109)	-	(6,940)	75,744
Information and Communication Technology	9,929	4,952	-	-	(4,967)	9,914
Leased Assets	20,002	3,089	-	-	(6,571)	16,520
Library Resources	8,585	-	-	-	(1,073)	7,512
Balance at 31 December 2021	494,315	20,278	(11,978)	-	(27,625)	474,990

The net carrying value of equipment held under a finance lease is \$16,520 (2020: \$20,002)

	2021 Cost or Valuation	2021 Accumulated Depreciation	2021 Net Book Value	2020 Cost or Valuation	2020 Accumulated Depreciation	2020 Net Book Value
	\$	\$	\$	\$	\$	\$
Building Improvements	459,440	(94,140)	365,300	526,440	(144,197)	382,243
Furniture and Equipment	160,317	(84,573)	75,744	166,008	(92,452)	73,556
Information and Communication Technology	79,949	(70,035)	9,914	83,849	(73,920)	9,929
Leased Assets	26,572	(10,052)	16,520	25,432	(5,430)	20,002
Library Resources	62,007	(54,495)	7,512	62,008	(53,423)	8,585
Balance at 31 December	788,285	(313,295)	474,990	863,737	(369,422)	494,315

12. Accounts Payable

	2021 Actual	2021 Budget (Unaudited)	2020 Actual
	\$	\$	\$
Creditors	3,106	13,112	13,112
Accruals	3,300	15,630	15,630
Employee Entitlements - Salaries	66,063	54,674	54,674
Employee Entitlements - Leave Accrual	1,685	4,379	4,379
	74,154	87,795	87,795
Payables for Exchange Transactions	74,154	87,795	87,795
	74,154	87,795	87,795

The carrying value of payables approximates their fair value.

13. Revenue Received in Advance

	2021 Actual	2021 Budget (Unaudited)	2020 Actual
	\$	\$	\$
Other Revenue in Advance	337	299	299
	337	299	299

14. Provision for Cyclical Maintenance

	2021 Actual	2021 Budget (Unaudited)	2020 Actual
	\$	\$	\$
Provision at the Start of the Year	58,750	58,750	36,820
Increase/ (decrease) to the Provision During the Year	9,607	17,414	16,125
Adjustment to the Provision	-	-	5,805
Provision at the End of the Year	68,357	76,164	58,750
Cyclical Maintenance - Current	7,076	-	-
Cyclical Maintenance - Term	61,281	76,164	58,750
	68,357	76,164	58,750

15. Finance Lease Liability

The School has entered into a number of finance lease agreements for computers and other ICT equipment. Minimum lease payments payable:

	2021 Actual \$	2021 Budget (Unaudited) \$	2020 Actual \$
No Later than One Year	6,168	6,760	6,760
Later than One Year and no Later than Five Years	13,776	17,553	17,553
Future Finance Charges	(2,825)	(4,152)	(4,152)
	<u>17,119</u>	<u>20,161</u>	<u>20,161</u>
Represented by:			
Finance lease liability - Current	4,868	5,196	5,196
Finance lease liability - Term	12,251	14,965	14,965
	<u>17,119</u>	<u>20,161</u>	<u>20,161</u>

16. Funds Held for Capital Works Projects

During the year the School received and applied funding from the Ministry of Education for the following capital works projects:

2021	Opening Balances \$	Receipts from MoE \$	Payments \$	Board Contributions \$	Closing Balances \$
Pool Roof	8,353	-	(1,540)	-	6,813
Hall Project	(1,250)	1,250	-	-	-
SIP Projects - Project 225711	(1,200)	66,378	(58,347)	-	6,831
Totals	<u>5,903</u>	<u>67,628</u>	<u>(59,887)</u>	<u>-</u>	<u>13,644</u>
Represented by:					
Funds Held on Behalf of the Ministry of Education					<u>13,644</u>
					<u>13,644</u>

2020	Opening Balances \$	Receipts from MoE \$	Payments \$	Board Contributions \$	Closing Balances \$
Special Needs Bathroom	37,097	37,492	(76,891)	2,302	-
Pool Roof	-	16,713	(8,360)	-	8,353
Hall Project	-	-	(1,250)	-	(1,250)
SIP Projects - Projects 225711	-	-	(1,200)	-	(1,200)
Totals	<u>37,097</u>	<u>54,205</u>	<u>(87,701)</u>	<u>2,302</u>	<u>5,903</u>

17. Funds Held on Behalf of the RTLit Cluster

Kaikoura Primary School was the lead school and holds funds on behalf of the RTLit cluster, a group of schools funded by the Ministry of Education to share professional support.

	2021 Actual \$	2021 Budget (Unaudited) \$	2020 Actual \$
Funds Held at Beginning of the Year	14,368	14,368	13,330
Funds Received from Cluster Members	15,928	-	15,678
Funds Spent on Behalf of the Cluster	(10,959)	-	(14,640)
Funds Held at Year End	<u>19,337</u>	<u>14,368</u>	<u>14,368</u>

18. Related Party Transactions

The School is a controlled entity of the Crown, and the Crown provides the major source of revenue to the School. The School enters into transactions with other entities also controlled by the Crown, such as government departments, state-owned enterprises and other Crown entities. Transactions with these entities are not disclosed as they occur on terms and conditions no more or less favourable than those that it is reasonable to expect the School would have adopted if dealing with that entity at arm's length.

Related party disclosures have not been made for transactions with related parties that are within a normal supplier or client/recipient relationship on terms and condition no more or less favourable than those that it is reasonable to expect the school would have adopted in dealing with the party at arm's length in the same circumstances. Further, transactions with other government agencies (for example, Government departments and Crown entities) are not disclosed as related party transactions when they are consistent with the normal operating arrangements between government agencies and undertaken on the normal terms and conditions for such transactions.

19. Remuneration

Key management personnel compensation

Key management personnel of the School include all trustees of the Board, Principal, Deputy and Assistant Principals.

	2021 Actual \$	2020 Actual \$
<i>Board Members</i>		
Remuneration	5,925	3,740
<i>Leadership Team</i>		
Remuneration	221,692	204,415
Full-time equivalent members	2.00	2.00
Total key management personnel remuneration	<u>227,617</u>	<u>208,155</u>

There are 8 members of the Board excluding the Principal. The Board had held 8 full meetings of the Board in the year. As well as these regular meetings, including preparation time, the Chair and other Board members have also been involved in ad hoc meetings to consider student welfare matters including stand downs, suspensions, and other disciplinary matters.

Principal

The total value of remuneration paid or payable to the Principal was in the following bands:

	2021 Actual \$000	2020 Actual \$000
Salaries and Other Short-term Employee Benefits:		
Salary and Other Payments	110-120	110 - 120
Benefits and Other Emoluments	0 - 5	0 - 5
Termination Benefits	0 - 0	0 - 0

Other Employees

The number of other employees with remuneration greater than \$100,000 was in the following bands:

Remuneration \$000	2021 FTE Number	2020 FTE Number
100 -110	-	-

The disclosure for 'Other Employees' does not include remuneration of the Principal.

20. Compensation and Other Benefits Upon Leaving

The total value of compensation or other benefits paid or payable to persons who ceased to be trustees, committee member, or employees during the financial year in relation to that cessation and number of persons to whom all or part of that total was payable was as follows:

	2021 Actual \$	2020 Actual \$
Total	-	-
Number of People	-	-

21. Contingencies

There are no contingent liabilities (except as noted below) and no contingent assets as at 31 December 2021 (Contingent liabilities and assets at 31 December 2020: nil).

Holidays Act Compliance – Schools payroll

The Ministry of Education performs payroll processing and payments on behalf of boards, through payroll service provider Education Payroll Limited.

The Ministry's review of the schools sector payroll to ensure compliance with the Holidays Act 2003 is ongoing. Final calculations and potential impact on any specific individual will not be known until further detailed analysis and solutions have been completed.

To the extent that any obligation cannot reasonably be quantified at 31 December 2021, a contingent liability for the school may exist.

22. Commitments

(a) Capital Commitments

As at 31 December 2021 the Board has entered into the following contract agreements for capital works.

(a) Contract to replace the pool roof to be completed in 2022, fully funded by the Ministry of Education. \$16,713 has been received of which \$9,900 has been spent on this project to date; and

(b) Various projects are underway covered by Ministry of Education SIP funding and expected to be completed in 2022. These include replacement of hall carpet and vinyl, line marking on hall floor and installation of school signage. \$66,378 has been received of which \$59,547 has been spent.

(Capital commitments in relation to Ministry projects at 31 December 2020: \$5,903)

(b) Operating Commitments

As at 31 December 2021 the Board has not entered into any operating contracts.

(Operating commitments at 31 December 2020: nil)

23. Financial Instruments

The carrying amount of financial assets and liabilities in each of the financial instrument categories are as follows:

Financial assets measured at amortised cost

	2021 Actual \$	2021 Budget (Unaudited) \$	2020 Actual \$
Cash and Cash Equivalents	257,792	226,391	202,237
Receivables	70,714	50,120	50,120
Investments - Term Deposits	81,201	80,549	80,549
Total Financial assets measured at amortised cost	409,707	357,060	332,906

Financial liabilities measured at amortised cost

Payables	74,154	87,795	87,795
Funds Held on Behalf of RTLit Cluster	19,337	14,368	14,368
Funds Held for Capital Works	13,644	8,353	8,353
Finance Leases	17,119	20,161	20,161
Total Financial liabilities measured at amortised Cost	124,254	130,677	130,677

24. Events After Balance Date

There were no significant events after the balance date that impact these financial statements.

25. Comparatives

There have been a number of prior period comparatives which have been reclassified to make disclosure consistent with the current year.

26. COVID 19 Pandemic on going implications

Impact of Covid-19

During 2021 the country moved between alert levels. During February and March 2021 Auckland was placed into alert levels 3 and 2 and other parts of the country moved into alert level 2.

Towards the end of June 2021, the Wellington region was placed into alert level 2 for one week.

Towards the end of August 2021, the entire country moved to alert level 4, with a move to alert level 3 and 2 for everyone outside the Auckland region three weeks later. While Auckland has remained in alert level 3 for a prolonged period of time the Northland and Waikato regions have also returned to alert level 3 restrictions during this period.

Impact on operations

Schools have been required to continue adapting to remote and online learning practices when physical attendance is unable to occur in alert level 4 and 3. Schools continue to receive funding from the Te Tāhuhu o te Mātauranga | Ministry to Education, even while closed.

However, the ongoing interruptions resulting from the moves in alert levels have impacted schools in various ways which potentially will negatively affect the operations and services of the school. We describe below the possible effects on the school that we have identified, resulting from the ongoing impacts of the COVID-19 alert level changes.

Reduction in locally raised funds

Under alert levels 4,3, and 2 the school's ability to undertake fund raising events in the community and/ or collect donations or other contributions from parents, may have been compromised. Costs already incurred arranging future events may not be recoverable.

Increased Remote learning additional costs

Under alert levels 4 and 3 ensuring that students have the ability to undertake remote or distance learning often incurs additional costs in the supply of materials and devices to students to enable alternative methods of curriculum delivery.

We have also seen an increase in costs for cleaning, sanitiser and face masks.

**INDEPENDENT AUDITOR'S REPORT
TO THE READERS OF KAIKOURA PRIMARY SCHOOL'S FINANCIAL STATEMENTS
FOR THE YEAR ENDED 31 DECEMBER 2021**

The Auditor-General is the auditor of Kaikoura Primary School (the School). The Auditor-General has appointed me, John Hooper, using the staff and resources of John Hooper & Co, to carry out the audit of the financial statements of the School on his behalf.

Opinion

We have audited the financial statements of the School on pages 3 to 18, that comprise the statement of financial position as at 31 December 2021, the statements of comprehensive revenue and expense, changes in net assets / equity and cash flows for the year ended on that date, and the notes to the financial statements that include accounting policies and other explanatory information.

In our opinion the financial statements of the School:

- present fairly, in all material respects:
 - its financial position as at 31 December 2021; and
 - its financial performance and cash flows for the year then ended; and
- comply with generally accepted accounting practice in New Zealand in accordance with Public Sector - Public Benefit Entity Standards, Reduced Disclosure Regime.

Our audit was completed on 26 April 2022. This is the date at which our opinion is expressed.

The basis of our opinion is explained below. In addition, we outline the responsibilities of the Board of Trustees and our responsibilities relating to the financial statements, we comment on other information, and we explain our independence.

Basis of Opinion

We carried out our audit in accordance with the Auditor-General's Auditing Standards, which incorporate the Professional and Ethical Standards and the International Standards on Auditing (New Zealand) issued by the New Zealand Auditing and Assurance Standards Board. Our responsibilities under those standards are further described in the Responsibilities of the Auditor section of our report.

We have fulfilled our responsibilities in accordance with the Auditor-General's Auditing Standards.

We believe that the audit evidence we have obtained is sufficient and appropriate to provide a basis for our opinion.

Responsibilities of the Board of Trustees

The Board of Trustees is responsible on behalf of the School for preparing financial statements that are fairly presented and that comply with generally accepted accounting practice in New Zealand. The Board of Trustees is responsible for such internal control as it determines is necessary to enable it to prepare financial statements that are free from material misstatement, whether due to fraud or error.

In preparing the financial statements, the Board of Trustees is responsible on behalf of the School for assessing the School's ability to continue as a going concern. The Board of Trustees is also responsible for disclosing, as applicable, matters related to going concern and using the going concern basis of accounting, unless there is an intention to close or merge the School, or there is no realistic alternative but to do so.

The Board of Trustees' responsibilities, in terms of the requirements of the Education and Training Act 2020, arise from section 87 of the Education Act 1989.

Responsibilities of the Auditor for the Audit of the Financial Statements

Our objectives are to obtain reasonable assurance about whether the financial statements, as a whole, are free from material misstatement, whether due to fraud or error, and to issue an auditor's report that includes our opinion.

Reasonable assurance is a high level of assurance, but is not a guarantee that an audit carried out in accordance with the Auditor-General's Auditing Standards will always detect a material misstatement when it exists. Misstatements are differences or omissions of amounts or disclosures, and can arise from fraud or error. Misstatements are considered material if, individually or in the aggregate, they could reasonably be expected to influence the decisions of readers taken on the basis of these financial statements.

For the budget information reported in the financial statements, our procedures were limited to checking that the information agreed to the School's approved budget.

We did not evaluate the security and controls over the electronic publication of the financial statements.

As part of an audit in accordance with the Auditor-General's Auditing Standards, we exercise professional judgement and maintain professional scepticism throughout the audit. Also:

- We identify and assess the risks of material misstatement of the financial statements, whether due to fraud or error, design and perform audit procedures responsive to those risks, and obtain audit evidence that is sufficient and appropriate to provide a basis for our opinion. The risk of not detecting a material misstatement resulting from fraud is higher than for one resulting from error, as fraud may involve collusion, forgery, intentional omissions, misrepresentations, or the override of internal control.
- We obtain an understanding of internal control relevant to the audit in order to design audit procedures that are appropriate in the circumstances, but not for the purpose of expressing an opinion on the effectiveness of the School's internal control.
- We evaluate the appropriateness of accounting policies used and the reasonableness of accounting estimates and related disclosures made by the Board of Trustees.
- We conclude on the appropriateness of the use of the going concern basis of accounting by the Board of Trustees and, based on the audit evidence obtained, whether a material uncertainty exists related to events or conditions that may cast significant doubt on the School's ability to continue as a going concern. If we conclude that a material uncertainty exists, we are required to draw attention in our auditor's report to the related disclosures in the financial statements or, if such disclosures are inadequate, to modify our opinion. Our conclusions are based on the audit evidence obtained up to the date of our auditor's report. However, future events or conditions may cause the School to cease to continue as a going concern.
- We evaluate the overall presentation, structure and content of the financial statements, including the disclosures, and whether the financial statements represent the underlying transactions and events in a manner that achieves fair presentation.
- We assess the risk of material misstatement arising from the Novopay payroll system, which may still contain errors. As a result, we carried out procedures to minimise the risk of material errors arising from the system that, in our judgement, would likely influence readers' overall understanding of the financial statements.

We communicate with the Board of Trustees regarding, among other matters, the planned scope and timing of the audit and significant audit findings, including any significant deficiencies in internal control that we identify during our audit.

Our responsibilities arise from the Public Audit Act 2001.

Other information

The Board of Trustees is responsible for other information. The other information obtained at the date of our report is the list of board of trustee members, Kiwisport report and the analysis of variance report.


Our opinion on the financial statements does not cover the other information and we do not express any form of audit opinion or assurance conclusion thereon.

In connection with our audit of the financial statements, our responsibility is to read the other information. In doing so, we consider whether the other information is materially inconsistent with the financial statements or our knowledge obtained in the audit, or otherwise appears to be materially misstated. If, based on our work, we conclude that there is a material misstatement of this other information, we are required to report that fact. We have nothing to report in this regard.

Independence

We are independent of the School in accordance with the independence requirements of the Auditor-General's Auditing Standards, which incorporate the independence requirements of Professional and Ethical Standard 1: *International Code of Ethics for Assurance Practitioners* issued by the New Zealand Auditing and Assurance Standards Board.

Other than the audit, we have no relationship with or interests in the School



JOHN HOOPER

John Hooper & Co
On behalf of the Auditor-General
Nelson, New Zealand